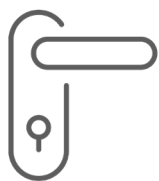


Fall prevention

For patients and their family

A fall can have serious consequences:



Use handles and handrails.



Use your walking aids.

Mettez vos lunettes et/ou
votre appareil auditif.



Request suitable lighting.



Wear non-slip, closed-toe
shoes.



Ask for assistance when
you go to the toilet, call the
nurse each time you feel
the need.

Get your bed positioned in
the lowest position.



If the floor is dirty, inform
staff.



If you need to go to the
toilet, go straightaway.

To prevent giddiness, first
sit on the edge of the bed
and then stand up slowly.



**We encourage patient autonomy.
Not all falls can be avoided.**

art. Orbis 1021622 Flyer prévention chutes A5 DE

Fall prevention

For patients and their family

To prevent falls in your room, let's ensure that:



Medical equipment

Be careful when moving around with an infusion stand, catheter, suction drain or anything that could cause you to trip.


Your walking aids

They must always be available. Bring and wear closed-toe shoes.



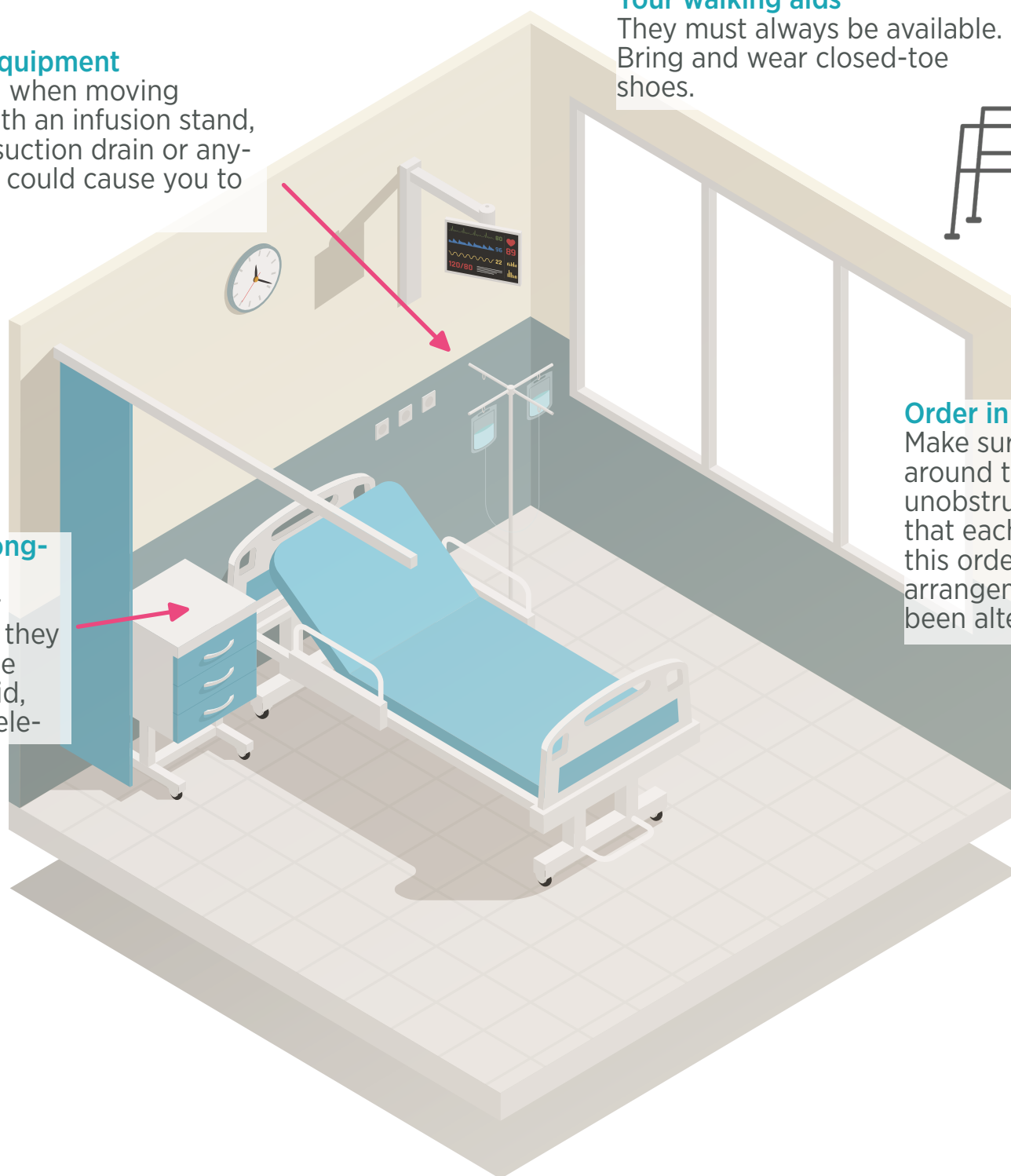
Your personal belongings

Let's organise your belongings so that they are easily accessible (glasses, hearing aid, slippers, call bell, telephone...)



Order in the room

Make sure the space to move around the room is always unobstructed. We request that each visitor respects this order, especially if the arrangement of the room has been altered during the visit.



GETTING OUT OF BED: ORGANISATION



- The bedside table is placed on the opposite side of bed to the one you get out of.
- Shoes and walking aid on the exit side, facing the right way.
- Infusion stand on the exit side, preferably at the foot of the bed.
- Urine bag on the exit side.

art. Orbis 1021622 Flyer prévention chutes A5 DE