

PRECAUTIONS

- This treatment is prescribed for you personally, do not give it to another person;
- Do not change the prescribed dose;
- Do not discontinue treatment without medical advice;
- Inform any health professional involved in your treatment (doctors, surgeons, anaesthetists, pharmacists, dentists, home care nurses) that you are taking Enoxaparin, especially when undergoing procedures with a risk of bleeding (e.g. dental care) and when planning a surgical procedure;
- Do not take any new medication received with or without prescription or food or herbal supplements before notifying your doctor or pharmacist
- Particular care should be taken with medication that increase the risk of bleeding, for example anti-inflammatory drugs. In the event of pain or fever, take paracetamol as first choice;
- Always carry a complete and updated list of your medications, both a prescription and over the counter.

MISSED DOSE

If you use Clexane® once a day:

- If less than 12 hours passed since the usual time of administration: take the missed dose immediately*
- If more than 12 hours passed since the usual time of administration: skip the dose*.

If you use Clexane® twice a day:

- If less than 6 hours passed since the usual time of administration: take the missed dose immediately
- If more than 6 hours passed since the usual time of administration: skip the dose*.

- » Never take two doses at the same time to correct a missed dose*;
- » Take the next dose at the usual time;
- » If you miss more than one dose, tell your doctor.

*This information is not included in the instruction for use but is based on expert consensus.

If you have any further questions about your treatment, please talk to your doctor or pharmacist.

This information document was prepared by hospital pharmacists who are members of the Association Francophone des Pharmaciens Hospitaliers Belges. There was no collaboration with the pharmaceutical company that markets the medicine.

Date of creation/modification: 10/10/2022.

Réf. Nr. article Orbis: 1025369

Description: FLYER PATIENT MHR CLEXANE EN

Printed in Luxembourg
W. 02/23 – Ed. 02/23

PATIENT INFORMATION LEAFLET

Clexane® (Enoxaparine)



*Please note that the colour of the box may vary depending on the dosage of the medication

Surname / First name:
Doctor who initiated the treatment (stamp):

Dose : mg (=UI)x/day
Start date :
Duration/End date :

Enoxaparin is an anticoagulant medicine (blood thinner).

In your case, it is used to:

- Treat a blood clot if a thrombosis or pulmonary embolism occurs
- Prevent the formation of blood clots if a risk factors are present (prolonged immobilisation, orthopaedic surgery, heart rhythm disorders etc.)

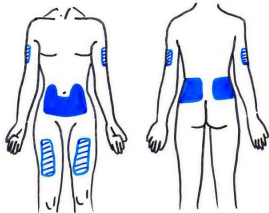
HOW TO USE CLEXANE SYRINGES

- Enoxaparin syringes are given by injection underneath the skin;
- You can learn how to inject Clexane syringes to yourself (your doctor or nurse will show you how to do this). If you are not sure, you can also ask a home nurse to give you the injection;
- Store syringes in their packaging at room temperature;
- Inject the medication every day at regular times.

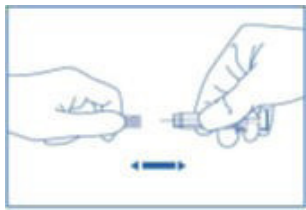
Instructions

1. Determine the injection area:

*The stomach area and the lower back are the recommended primary injection sites, if necessary the hatched injection sites can be used.

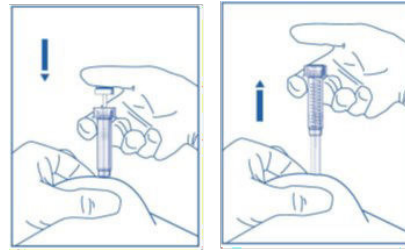


2. Wash your hands and clean the injection area with a compress and antiseptic solution;
3. Remove the protective cap from the syringe;



4. A drop may appear at the end of the needle. If so, remove the drop before proceeding by tapping the syringe with the needle pointing downwards;
5. Gently pinch the injection area between thumb and forefinger. It must be sufficiently large to ensure that the needle does not touch the muscle (risk of bruising). Insert the needle along its entire length into the skin fold;

6. Do not expell the air bubble;
7. Hold the skin fold during injection, slowly inject the product and the air bubble. Wait 5 seconds before removing the needle and releasing the fold;



8. Remove the syringe from the injection site;
9. Do not rub the injection site (risk of bruising);
10. Drop the used syringe into a sharpscontainer and return it to your pharmacist;
11. Wash your hands.

This leaflet is not exhaustive, for more information about this medication and its side effects, please refer to the leaflet in the box your medication comes in.

SIDE EFFECTS

In addition to its beneficial effects, Enoxaparin can have side effects, although not all patients are sensitive to them. The main side effect is abnormal or major bleeding.

Be careful when handling sharp objects, or doing risky activities and dangerous sports.

Consult a doctor if you have:

- Very heavy bleeding or bleeding that does not stop itself for more than 15 minutes from the nose, gums when brushing your teeth, or if you cut yourself;
- Frequent bruising;
- Vomiting blood;
- Bloody or black urine or stools;
- Dark red spots under the skin;
- A red eye;
- Unusual fatigue, shortness of breath, paleness, a persistent headache or unexplained discomfort.

RISKS ASSOCIATED WITH THE DISEASE

If your treatment is not effective, there is a risk that you may develop:

- Thrombosis or pulmonary embolism (severe pain, swelling or warmth in your leg, chest pain, cramps or difficulty breathing)
contact a doctor immediately
- Stroke (sudden weakness, even temporary; slurred speech/vision, headache, dizziness)
contact the emergency services immediately by dialling 112